Rocky Brook Park Pollinator Garden

Jason Shumsky

Gary Grubb: Member of the Hightstown Parks and Rec committee and person in charge of the Rocky Brook Community Garden.

Gave me permission to do the project and has been a great help throughout.

Phases of the Project

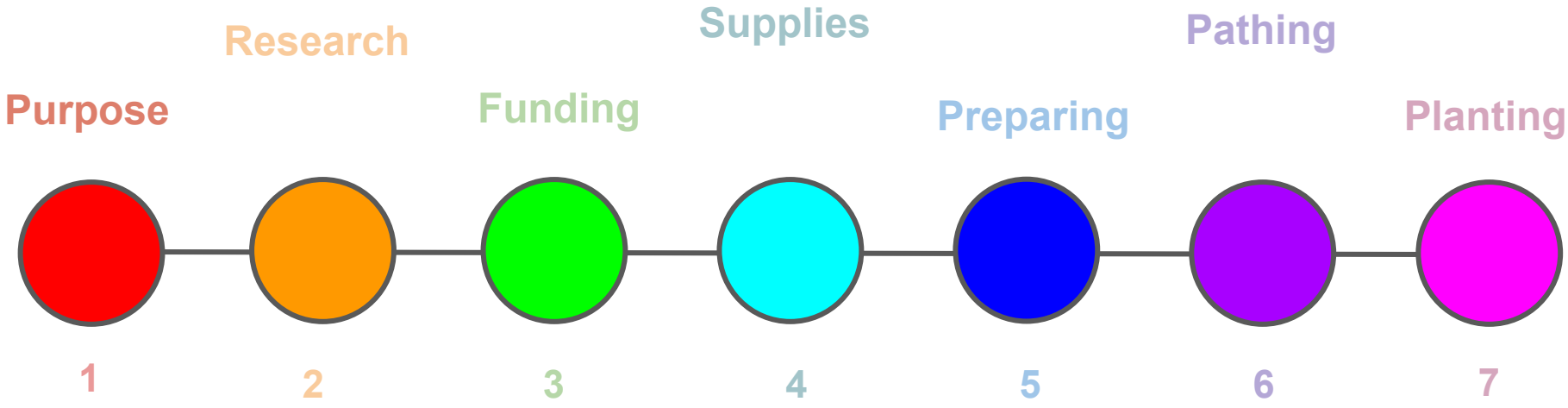

Purpose

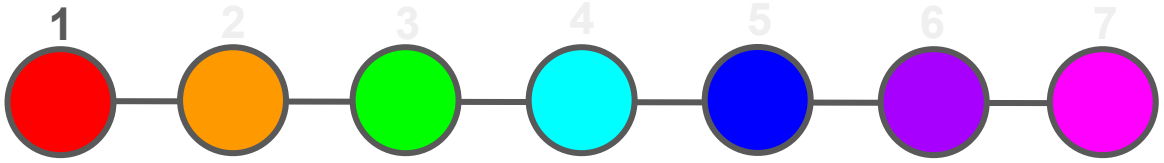

My Goal:

To transform the weed filled area surrounding the Rocky Brook Community Garden into a vibrant garden full of perennials that are highly attractive to bees.

How come?

Bees fill an **essential** role in their environment

Incredibly beneficial for the future ecological balance of the town

Research

1 2 3 4 5 6 7

Present condition of the worksite - 170 Bank St, Hightstown, NJ 08520

PROTECTING BEES

https://protectingbees.njaes.rutgers.edu/

Allows you to find plants which cater towards specific pollinators

Guided the plants chosen for the project

Plants!

Fuzzy Deutzias

Nikko Blue Hydrangeas

Proposed Plan for Project

Key Features:

Enclosed area

Pathway

Bench along pathway

Sign explaining the purpose for the project

Easy Access to hive for beekeeper

Funding

1 2 3 4 5 6 7 8

The IR-4 Project

Local Garden Shops

Tony’s Farm and Garden Center - 1369 US-130, Windsor, NJ 08561

A & M Gardens - 1203 US-130, Robbinsville Twp, NJ 08691

Home Depot - 739 NJ-33 West, East Windsor, NJ 08520

Wholesale Suppliers

Connections through Rutgers will allow us to get plants for cheaper as well as have access to a much larger selection of plants

Supplies

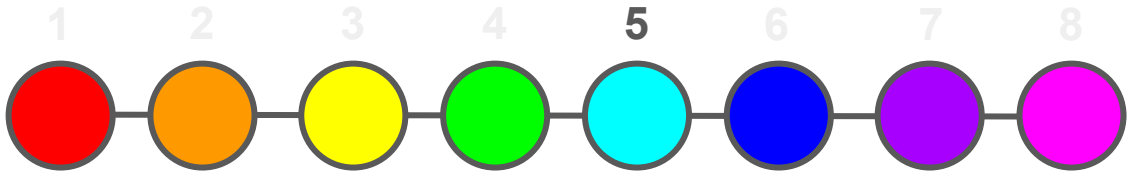

Materials

Tools

Supplies

Tools

Rakes

Gardening Gloves

Wheelbarrows

Spades

Shovels

Tape Measure

Materials

Weed Resistant Fabric

Wood Chips

Plant Matter

Custom made sign

Path Border

Supplies

Garbage Bags

Bins for plant waste

Benadryl

First Aid Kit

Snacks and water

Items That Need to be Bought

Benadryl

Plant Matter

Custom made Sign

Weed Resistant Fabric

Snacks and water

Path Border

Plant Matter

(Plants)

Will be purchased early Spring 2021

Stored at the park

Arrival date will determine when planting will begin

Custom Made Sign

Speed Pro Imaging - Mercer County

Aluminum Sign 3" x 5 FT Square

Posts, 1/8" Main Panel 12" T x 18" W

Rocky Brook Pollinator Garden

Apis mellifera Linnaeus, also known as the Honey Bee, plays an essential role in our ecosystem. They pollinate our plants, which not only provides us with beautiful flowers, but also a large majority of our food supply. However, for the past century, bee populations have been declining at a rapid rate. This Eagle Scout Project is focused on supporting our local bee populations. With funding provided by Rutgers University, we have planted flowers catered specifically to our local bee communities, including the ones living within this garden. You too can help make a change. Visit https://protectingbees.njaes.rutgers.edu/ to find a list of plants that you can grow in your backyard to help the bees. Your acts can help go a long way in protecting our town's bees.

This project is supported by NIFA SCRI Grant 2016-51181-25399 "Protecting Pollinators with Economically Feasible and Environmentally Sound Ornamental Horticulture"

Boy Scout Eagle Project

PROTECTING BEES

The IR-4 Project

RUTGERS
THE STATE UNIVERSITY OF NEW JERSEY

Estimated Cost

Benadryl	$2.50	Weed Resistant Fabric (4ft x 250ft)	$100
Snacks and Water	$100	Custom made Sign	$350
Plants	$2000	Path Border 440ft (11 40ft rolls)	$214.28

≈ $2,750

Preparing

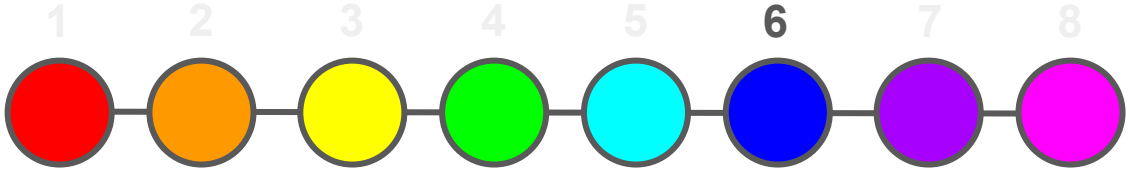

Work from High to Low

High Work Areas: Yellow, White and the Light Blue Zone

Low Work Areas: Red, Pink, Green, and Lime

Move the Rocks in order to allow space for the top left Pathway

Move the Bench to the new spot

No plants will be wasted!

We will look for **pollinator-friendly perennials** when weeding that we can **relocate**

Pathing

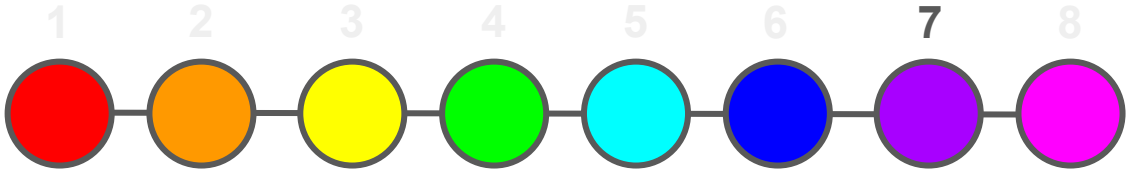

Path will be made out of wood chips already on site.

Dividers will be put in place in order to create a clear path.

Planting

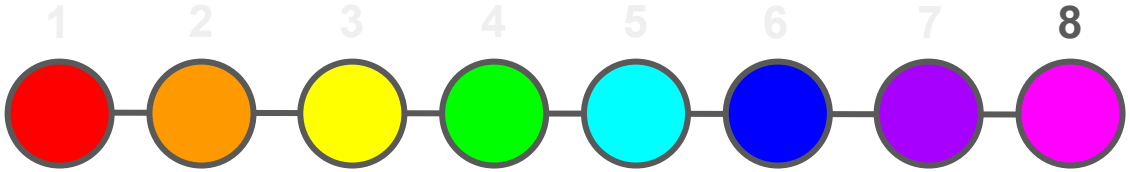

Establish boundaries - planting the outer shrubs

Before planting, plants will be distributed to each section with a specific pattern

Plant from boundaries towards the path - tallest in the back shortest in the front

Two people to a planting area to ensure social distancing

Breakdown of sessions:

March 2021 - Preparing and Pathing

April 2021 - Planting

Finished by May 2021

Questions?